



# Highlight Merchandiser® RHZC30E Extended Specs

Low Temp Extended Reach-Ins with 30" x 68" CoolView® Envision® Doors

RHZC30E: E=Extended

## Refrigeration Data

Refrigeration	Lineup Data		Individual Case Data (Includes 1 Pair of End Panels)							
	Per Door Avg		2-Door		3-Door		4-Door		5-Door	
	FF	IC	FF	IC	FF	IC	FF	IC	FF	IC
Evaporator Temperature (°F) <sup>1</sup>	-7	-16	-7	-16	-7	-16	-7	-16	-7	-16
Baseline Btu/h <sup>2,3</sup>	890	975	2,060	2,240	2,910	3,180	3,760	4,120	4,620	5,070
Discharge Air Temperature (°F) (w/ 8°F Superheat)	-3	-12	-3	-12	-3	-12	-3	-12	-3	-12
Btu/h Deducts	FF	IC								
Solid Doors	-65	-65								
Btu/h Adders	FF	IC								
Anti-Sweat High Humidity Package	100	100								

## Electrical & Energy Data <sup>4</sup>

Electrical & Energy Data	Lineup Data		Individual Case Data (Includes 1 Pair of End Panels)							
	Per Door Avg		2-Door		3-Door		4-Door		5-Door	
	Amps	Watts	Amps	Watts	Amps	Watts	Amps	Watts	Amps	Watts
Fan Motors (115V) <sup>5</sup>										
High Efficiency Electronic (ECM or SSC)	0.30	20	0.60	38	0.90	59	1.20	78	1.50	98
Lighting System (120V)										
LED Lighting (Zero Zone ChillBrite 5)	0.15	18	0.29	35	0.44	53	0.59	70	0.73	88
Anti-Sweat Heat (115V) <sup>6</sup>										
Standard-Energy Doors (Zero Zone CoolView Envision)	0.72	83	1.43	164	2.13	245	2.84	326	3.54	408
High Humidity Package (Zero Zone CoolView Envision) <sup>7</sup>	1.06	122	2.15	247	3.20	368	4.25	488	5.30	609
Solid Doors (Zero Zone CoolView Envision)	0.50	58	1.01	116	1.50	173	2.00	230	2.50	287
Defrost Heaters <sup>8,9</sup>										
Single Phase (208V/1/60Hz)	4.00	832	8.00	1,680	12.00	2,496	16.00	3,328	20.00	4,160
Three Phase (208V/3/60Hz)	2.31	832	4.66	1,680	6.93	2,496	9.23	3,328	11.55	4,160

## Physical Data

Refrigeration Piping <sup>10</sup>	Outlet Size (in.)			
	2-Door	3-Door	4-Door	5-Door
Suction Line O.D. (Standard Refrigeration Exit)	7/8	7/8	7/8	7/8
Suction Line O.D. (Top Refrigeration Exit)	1/2	5/8	5/8	5/8
Liquid Line O.D. (Electric Defrost)	3/8	3/8	3/8	3/8
Liquid Line O.D. (Hot Gas Defrost)	1/2	1/2	1/2	1/2

Case Calculations	Solid End Panel	Windowed End	2-Door	3-Door	4-Door	5-Door
Facings (ft. <sup>2</sup> )	N/A	N/A	27.8	41.4	55.1	68.7
Packout (ft. <sup>3</sup> ) 27" Shelves	N/A	N/A	62.6	93.2	124.0	154.6
Weight (lbs.)	30	55	720	970	1,280	1,585

### Notes:

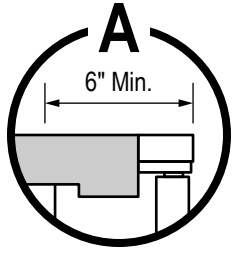
- For high-glide refrigerants, use dew point for unit sizing. Adjust evaporator pressure as needed to maintain discharge air temperatures.
- Baseline Evaporator Btu/h based on parallel rack system, LED lighting (Zero Zone ChillBrite®), standard-energy doors (Zero Zone CoolView® Envision®), and ECM or SSC electronic fan motors.
- For condensing units (non-rack system), multiply total Btu/h rating by 1.06.
- Amps are based on electrical nameplate values. Watts are based on laboratory observations of actual energy use.
- One fan motor per door.
- Door (Anti-Sweat) Options: standard-energy and high humidity package = heated glass and heated rails; solid doors = heated rails. All options include mullion and sill heat.
- Anti-Sweat Controller required for the high humidity package to comply with DOE energy requirements.
- Electric Defrost: 1 per day. Defrost termination temperature setting is 50°F. Failsafe time is 55 minutes. Refer to the Installation & Operation Manual for details.
- Hot Gas Defrost: 1 per day. Defrost termination temperature setting is 65°F. Failsafe time is 30 minutes. Refer to the Installation & Operation Manual for details.
- Individual risers for circuits of more than one case require refrigeration line sizing by Zero Zone.



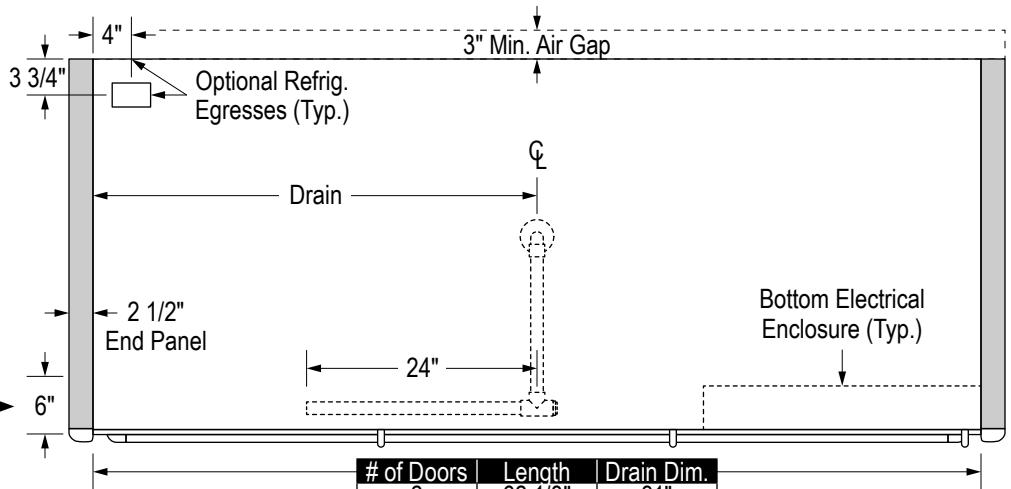
# Highlight Merchandiser® RHZC30E Extended Specs

Low Temp Extended Reach-Ins with 30" x 68" CoolView® Envision® Doors

RHZC30E: E=Extended

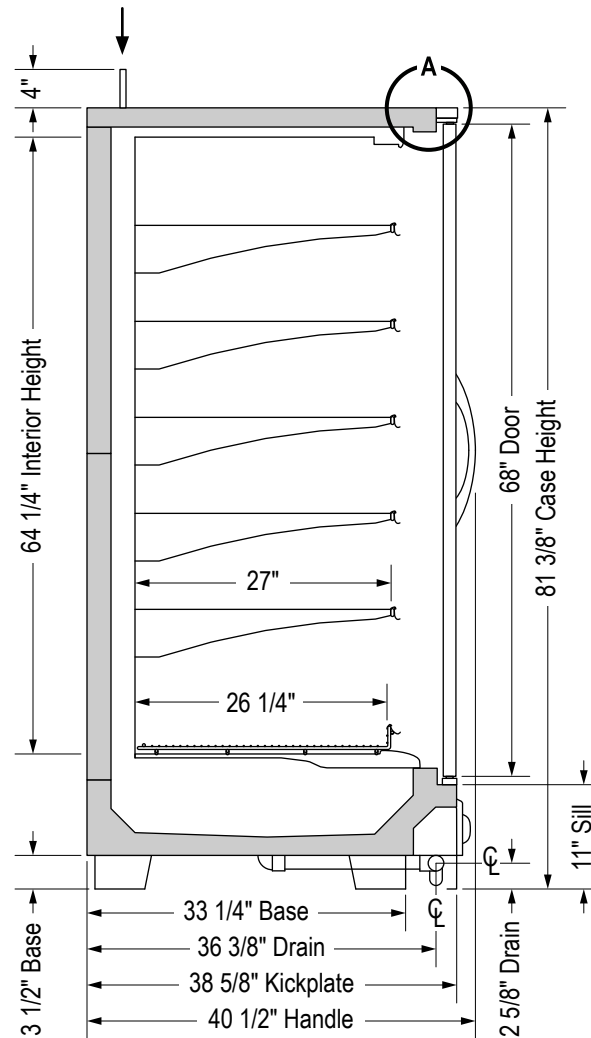


Building soffits must be set back at least 6" from the front of the doors to allow access to electrical wiring on the top of the case.



# of Doors	Length	Drain Dim.
2	62 1/8"	31"
3	92 1/2"	46 1/4"
4	123"	61 1/2"
5	153 3/8"	76 3/4"

Optional top refrigeration connection increases case height by up to 4".



SS-91-C

Specifications are subject to change without notice. All dimensions are nominal.  
Case designed to operate in an ambient temperature of 75°F and relative humidity of 55% or lower.

2/2/2021



Zero Zone, Inc.  
800-247-4496 • www.zero-zone.com  
© 2021 Zero Zone, Inc.

