



Highlight Merchandiser® RHMC30T & RHMC30TBB Tall Specs

Medium Temp Tall Reach-Ins with 30" x 73" CoolView® Envision® Doors

RHMC30TBB: T=Tall; BB=Back-to-Back

Refrigeration Data

Refrigeration	Lineup Data	Individual Case Data (Includes 1 Pair of End Panels)				
	Per Door Avg	2-Door	3-Door	4-Door	5-Door	
Evaporator Temperature (°F) ¹	28	28	28	28	28	
Baseline Btu/h ^{2,3,4}	475	1,050	1,525	2,000	2,475	
Discharge Air Temperature (°F) (w/ 8°F Superheat)	33	33	33	33	33	
Btu/h Adders	Per Door Avg					
Back-to-Back (RHMC30TBB) ⁴	-40					
Btu/h Adders	Per Door Avg					
Optional Glass Windowed End Panel (Each)	175					
Anti-Sweat High-Humidity Package	130					
Glycol Data ⁵			2-Door	3-Door	4-Door	5-Door
Flow Rate (GPM)			0.8	1.2	1.6	2.0
Pressure Drop (PSIG)			5.6	4.9	3.1	2.7

Electrical & Energy Data ³

Fan Motors (115V) ⁷	Lineup Data		Individual Case Data (Includes 1 Pair of End Panels)							
	Amps	Watts	2-Door		3-Door		4-Door		5-Door	
High-Efficiency Electronic (ECM or SSC)	0.30	12	0.60	24	0.90	36	1.20	48	1.50	60
Lighting System (120V)	Amps	Watts	Amps	Watts	Amps	Watts	Amps	Watts	Amps	Watts
LED Lighting (Zero Zone ChillBrite 4244)	0.16	19	0.32	38	0.48	58	0.64	77	0.79	96
Anti-Sweat Heat (115V) ⁸	Amps	Watts	Amps	Watts	Amps	Watts	Amps	Watts	Amps	Watts
Standard-Energy Doors (Zero Zone CoolView Envision)	0.17	20	0.35	40	0.52	60	0.70	80	0.87	100
High-Humidity Package (Zero Zone CoolView Envision) ⁹	0.61	70	1.22	140	1.83	210	2.43	280	3.04	350
Solid Doors (Zero Zone CoolView Envision)	0.17	20	0.35	40	0.52	60	0.70	80	0.87	100

Physical Data

Refrigeration Piping: R-404A & R-448A ¹⁰	Outlet Size (in.)					
	2-Door	3-Door	4-Door	5-Door		
Suction Line O.D. (Standard Refrigeration Exit)	1/2	1/2	1/2	1/2		
Suction Line O.D. (Top Refrigeration Exit)	3/8	3/8	1/2	1/2		
Liquid Line O.D.	1/4	1/4	3/8	3/8		
Refrigeration Piping: CO2 ¹⁰	2-Door	3-Door	4-Door	5-Door		
Suction Line O.D. (Standard Refrigeration Exit)	3/8	3/8	3/8	3/8		
Suction Line O.D. (Top Refrigeration Exit)	3/8	3/8	3/8	3/8		
Liquid Line O.D.	1/4	1/4	1/4	1/4		
Case Calculations	Solid End Panel	Windowed End	2-Door	3-Door	4-Door	5-Door
Facings (ft. ²)	N/A	N/A	29.4	44.1	58.8	73.5
Packout (ft. ³) 22" Shelves	N/A	N/A	54.7	82.1	109.3	136.7
Packout (ft. ³) 24" Shelves	N/A	N/A	58.8	88.2	117.5	147.0
Weight (lbs.) RHMC30T	30	55	755	1,055	1,420	1,800
Weight (lbs.) RHMC30TBB	60	110	N/A	2,105	2,840	3,595

Notes:

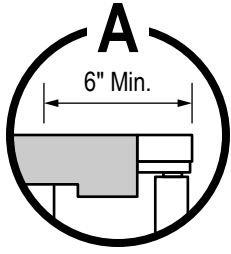
- For high-glide refrigerants, use dew point for unit sizing. Adjust evaporator pressure as needed to maintain discharge air temperatures.
- Baseline Evaporator Btu/h based on parallel rack system, LED lighting (Zero Zone ChillBrite® 4190), standard-energy doors (Zero Zone CoolView® Envision®), and ECM or SSC electronic fan motors.
- For condensing units (non-rack system), multiply total Btu/h rating by 1.08.
- Back-to-Back data reported per side. Btu/h deduct is applied to each side.
- All glycol data based on 35% Propylene Glycol by weight, 20°F Supply Temperature, and 24°-26°F Outlet Temperature.
- Amps are based on electrical nameplate values. Watts are based on laboratory observations of actual energy use.
- One fan motor per door.
- Door (Anti-Sweat) Options: standard-energy and high-humidity package = heated glass and heated rails; solid doors = heated rails. All options include mullion and sill heat.
- Anti-Sweat Controller required for the high humidity package to comply with DOE energy requirements.
- Individual risers for circuits of more than one case require refrigeration line sizing by Zero Zone.



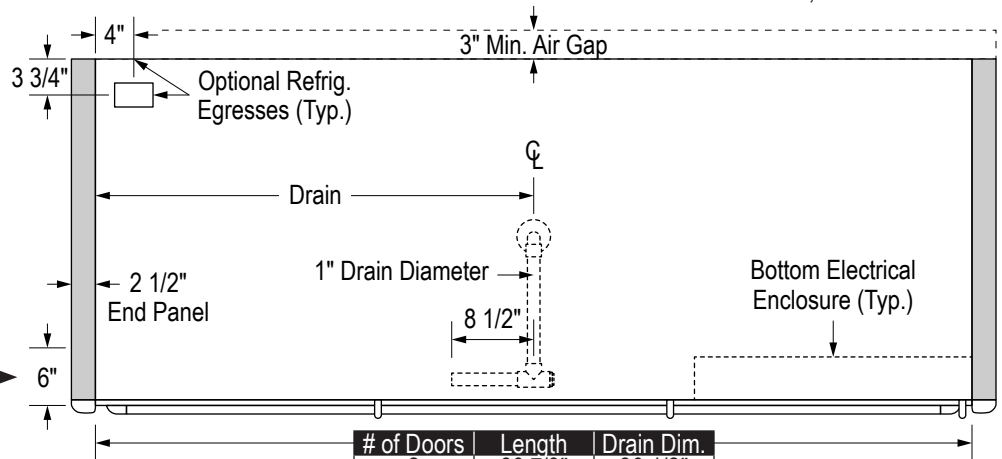
Highlight Merchandiser® RHMC30T & RHMC30TBB Tall Specs

Medium Temp Tall Reach-Ins with 30" x 73" CoolView® Envision® Doors

RHMC30TBB: T=Tall; BB=Back-to-Back

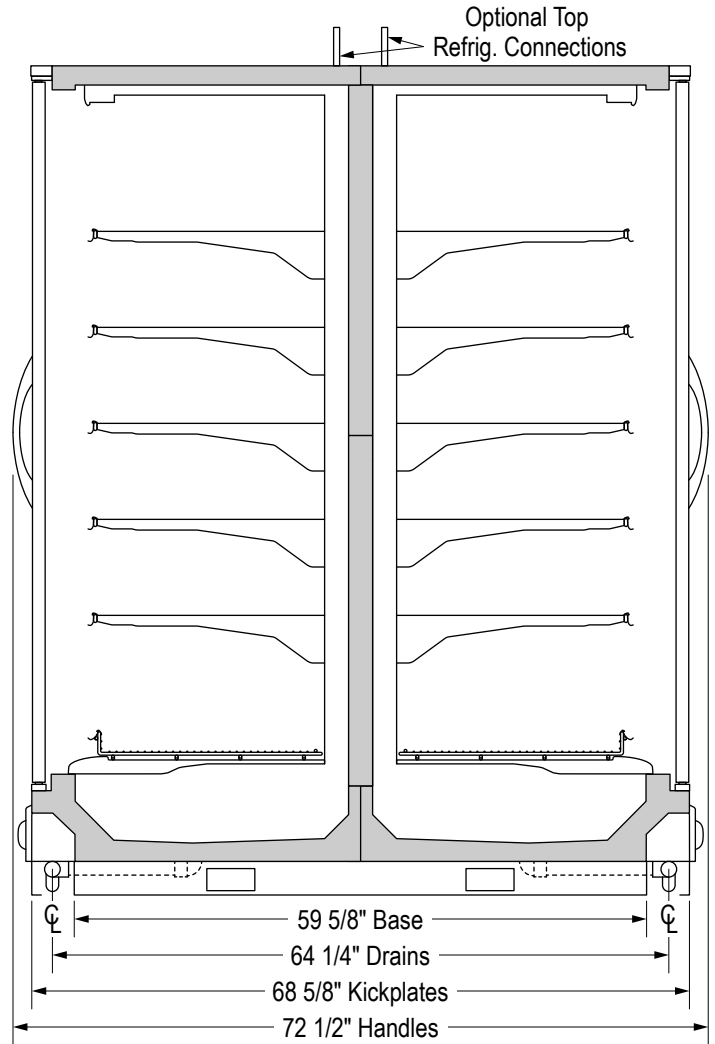
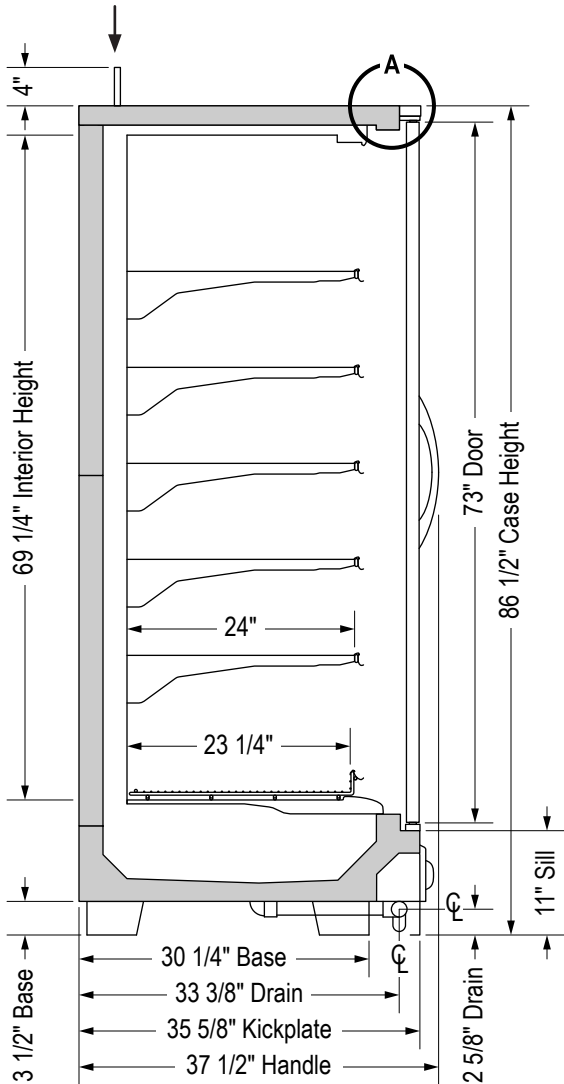


Building soffits must be set back at least 6" from the front of the doors to allow access to electrical wiring on the top of the case.



# of Doors	Length	Drain Dim.
2	60 7/8"	30 1/2"
3	91 3/8"	45 5/8"
4	121 3/4"	60 7/8"
5	152 1/4"	76 1/8"

Optional top refrigeration connection increases case height by up to 4".



SS-128-B

Specifications are subject to change without notice. All dimensions are nominal.
Case designed to operate in an ambient temperature of 75°F and relative humidity of 55% or lower.

9/27/2023



Zero Zone, Inc.
800-247-4496 • www.zero-zone.com
© 2023 Zero Zone, Inc.

